




COLLEGE VISITS AT PHS




#1 Log into your Naviance account (Go to Cobbk12.org and click on "Find it Fast", choose Naviance. Log in with your Microsoft365 info)



#2 Choose "Colleges" and then "College Visits". You will see a list of upcoming colleges that are visiting PHS. Sign up here.



#3 You will receive an email prior to the college visit. Show that email to your teacher - it is up to them to excuse you from class and allow you to attend the college visit. Visits will be in the counseling office.



#4 REMEMBER: You are meeting with the admissions counselor of that college! Leave a good impression because they may be the person reading your application!

