



9TH GRADE BRIDGE LAW COUNSELING LESSON



Your School Counselors

WHO IS YOUR SCHOOL COUNSELOR?

PHS COUNSELORS

<p>A-CO</p>  <p>Mr. Tinsley x031</p> <p>Corey.Tinsley@cobbk12.org</p>	<p>CP-HI</p>  <p>Mrs. Schloemer Bryant x044</p> <p>Kristin.Schloemer@cobbk12.org</p>	<p>HJ-MOL</p>  <p>Mrs. Burnett x052</p> <p>Dionne.Burnett@cobbk12.org</p>
<p>MOM-SH</p>  <p>Mr. Burch x033</p> <p>Patrick.Burch@cobbk12.org</p>	<p>SI-Z</p>  <p>Ms. Reese x073</p> <p>Aleesa.Reese@cobbk12.org</p>	<p>ESOL & IEL</p>  <p>Mrs. Grannis x032</p> <p>Karen.Grannis@cobbk12.org</p>
<p>MAGNET PA</p>  <p>Mrs. Goldman x074</p> <p>Candice.Goldman@cobbk12.org</p>	<p>COUNSELOR REGISTRAR & DEPT CHAIR</p>  <p>Ms. Williams-Chandler x081</p> <p>Julynn.Williams-Chandler@cobbk12.org</p>	<p>ATHLETES & 504</p>  <p>Ms. Fuller x094</p> <p>Toni.Fuller@cobbk12.org</p>
	<p>PEBBLEBROOK COUNSELING OFFICE</p> <p>Located in the Main Building near Media Center x035</p>	<p>WHAT WE DO</p> <ul style="list-style-type: none">• Academics• College/Career• Social & Emotional


MAKE AN APPOINTMENT  **VISIT OUR WEBSITE**
WWW.PROUDPHSCOUNSELORS.COM

REASONS TO SEE YOUR COUNSELOR

ACADEMIC



SOCIAL/EMOTIONAL



CAREER



**To make an appointment with
your counselor visit:**

HOW CAN YOU TALK TO YOUR SCHOOL COUNSELOR?

<https://www.proudphscounselors.com/appointments>

**Students must have a pass from your teacher if you
Do Not have an appointment.**

If a Crisis occurs, you will not need a pass.

THINGS TO KNOW

❖ Safety


- Harassment & bullying policy
- Tell an adult (teacher, counselor, assistant principal) if you're being harassed/bullied or know of others

❖ Crisis

- A life-threatening situation
- Tell an adult immediately

❖ Confidentiality

- Limits of confidentiality



ESSENTIAL QUESTION

What do you need to know to be successful in 9th grade and beyond?

LET'S TALK ABOUT...

- ❖ GPA
- ❖ Course Rigor
- ❖ Transcripts
- ❖ Promotion Requirements
- ❖ Graduation Requirements
- ❖ Dual Enrollment
- ❖ Your Responsibilities in the Classroom

WHAT IS GPA?

❖ Grade Point Average (GPA):

- ❖ A = 4.0 90-100
- ❖ B = 3.0 80-89
- ❖ C = 2.0 74-79
- ❖ D = 1.0 70-73
- ❖ F = 0.0 69 and ↓

❖ Different kinds of GPA

- ❖ Weighted vs. Unweighted
- ❖ Cumulative vs. Core
- ❖ HOPE
- ❖ College

HOW DO I CALCULATE A GPA?

❖ Step 1: Assign each grade a numeric value

❖ **A=4** (90-100%)

❖ **B=3** (80-89%)

❖ **C=2** (74-79%)

❖ **D=1** (70-73%)

❖ **F=0** (0-69%)

AP and honors courses earn
quality points
AP = +1 quality point
Honors = +0.5 quality point

❖ Step 2: Multiply the numeric point value by the units of credit attempted

❖ Step 3: Total the values from step 2 & divide by the total number of credits attempted

GPA EXAMPLES

❖ Example 1

Algebra I - B = 3.0

World Geography – A=4.0

Intro to Drafting – B = 3.0

Art – B = 3.0

$$3.0 + 4.0 + 3.0 + 3.0 = 13$$

$$13/4 = \mathbf{3.25 \text{ GPA}}$$

❖ Example 2

H Algebra – C = 2.5

H World Geography – B = 3.5

Intro to Drafting – B = 3.0

Art – A = 4.0

$$2.5 + 3.5 + 3.0 + 4.0 = 13$$

$$13/4 = \mathbf{3.25 \text{ GPA}}$$

WHY TAKE HONORS AND AP CLASSES?

- ❖ Provides opportunities to improve study skills
- ❖ Familiarizes you with college level work
- ❖ Can boost your cumulative GPA
- ❖ Prepares you for big tests (ACT, SAT, ASVAB, Accuplacer, Milestones)
- ❖ Gives you an advantage in college admissions
- ❖ Allows you to expand your interests
- ❖ May be eligible for college credit (AP Exam)
- ❖ Improves work ethic and critical thinking skills for workforce
- ❖ BUT... you must find the right balance for YOU; don't compare yourself to others

REPORT CARD VERSUS TRANSCRIPT?

Report Card

- ❖ Grades from one semester
- ❖ Unofficial document
- ❖ Used by parent or guardian
- ❖ Includes some personal information (address, Cobb ID)

Transcript

- ❖ Record of all high school final grades
- ❖ Official legal document
- ❖ Used by colleges, military, and employers
- ❖ Includes identifying personal information (SS#, DOB, address)
- ❖ Includes cumulative GPA

HOW MANY CREDITS DO I NEED FOR GRADUATION?

Area of Study	Required Credits
English/Language Arts	4 credits
Mathematics	4 credits
Science	4 credits
Social Studies	3 credits
World Language/Technical/Fine Art	3 credits
Personal Fitness *	0.5 credit
Health *	0.5 credit
Electives	4 credits
TOTAL CREDITS:	23

PROMOTION REQUIREMENTS

Grade Level	Required Credits
10 th	5 credits (1 credit each in core English, Math and Science)
11 th	10 credits (2 credits each in core English, Math, and Science)
12 th	16 credits

DUAL ENROLLMENT (DE)

DE is a state funded program that allows 11th and 12th graders to take college classes while completing their high school diploma.

DE also provides limited options for 10th graders

DE pays for 100% tuition, mandatory fees, and required textbooks up to a maximum cap of 30 hours (*this equates to roughly one year of full-time college enrollment or around 10 courses*)

Any 10th grader can take CTAE classes at a Technical College

10th graders who have earned a 1200 SAT or 26 ACT (in one sitting) are eligible to apply to any DE program

TIPS FOR SUCCESS IN HIGH SCHOOL

Basic Requirements

- ❖ Come to school
- ❖ Be on time
- ❖ Have your materials
- ❖ Pay attention
- ❖ Complete and submit your assignments
- ❖ Find out what you missed when absent and make up work in a timely manner
- ❖ Check your grades

Going Above and Beyond


- ❖ Review & preview notes
- ❖ Attend tutoring
- ❖ Communicate with your teachers
- ❖ Take detailed notes
- ❖ Study nightly
- ❖ Keep a calendar
- ❖ Stay organized

NAVIANCE

- Naviance is a **delivery system** and college/career search engine. We use it to communicate with you and we will use it throughout the year for various activities.
- You can access Naviance from the CCSD homepage, your school's website, as well as your school counseling department's website.



LOGGING INTO NAVIANCE



Go to www.cobbk12.org



Go to **“Find it Fast”**

Go to **“Naviance”**

Continue with **CLEVER**

User Name:	Password:
Microsoft 365 User Name	Microsoft 365 Password





ADDING STUDENT E-MAIL ADDRESS

Click on **“About Me”**

Choose **“My Account”**

Click the **Pencil Icon/Edit** under **“Contact”**

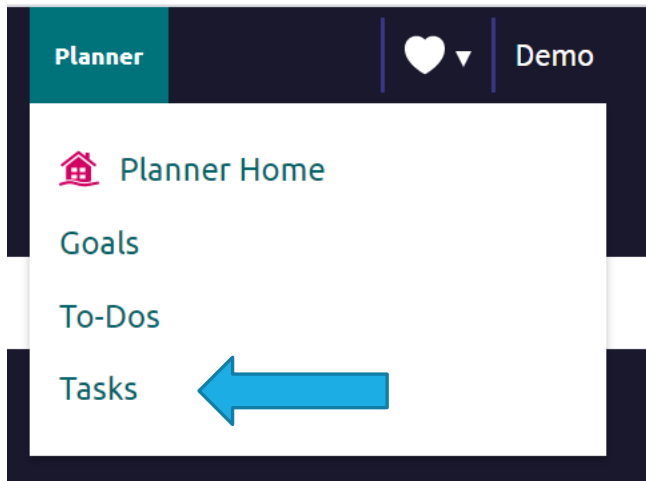
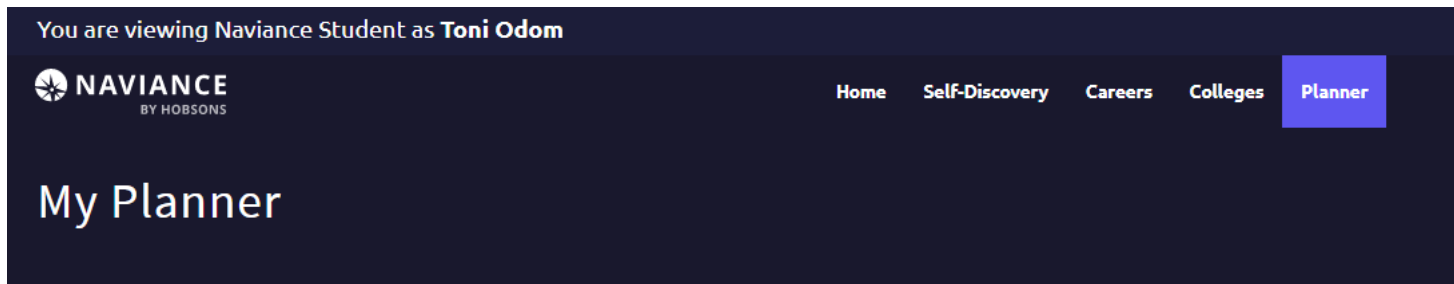
Scroll & enter student email address ****This is the email that you use the most.**

Press **Save**



LOCATING TASKS TO COMPLETE

Click on “**My Planner**” then Click on “**Tasks**”



3 Tasks to complete

1. AchieveWorks Personality assessment
2. 9th Grade **BRIDGE Survey**

9TH GRADE BRIDGE LAW PERSONALITY ASSESSMENT

1

Scroll down to “Tasks
You Need to Work
On”

2

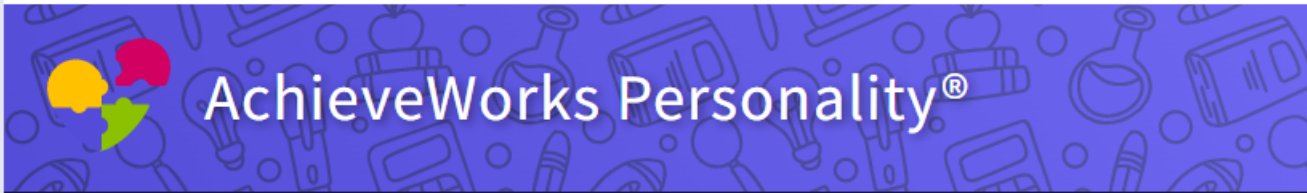
Select “Complete
AchieveWorks®
Personality”

3

Select “Take
AchieveWorks
Personality
Assessment.”

4

Answer the question
and click “Save and
Finish”

[← Back to Self-Discovery](#)[START ASSESSMENT](#)

AchieveWorks Personality® helps you identify your personality type by asking you to choose scenarios that best represent how you behave in real life.

This tool will reveal your true personality and provide tips to achieve success, in a way that works for you.

How it Works



Plan to spend at least 15 minutes on this assessment.



Relax, there are no right or wrong answers.



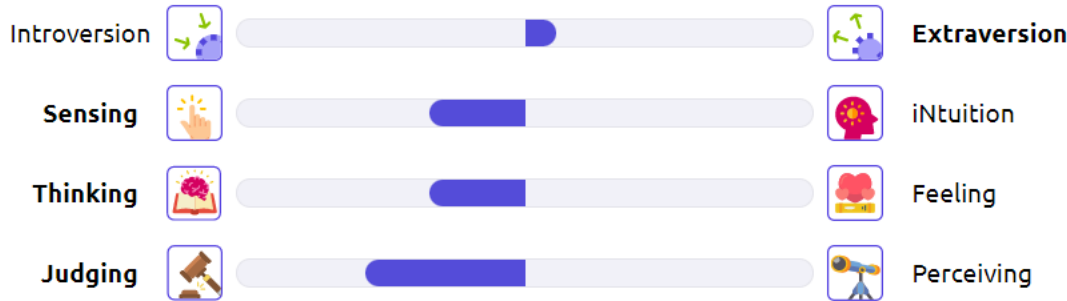
You are unique. Just choose the options that are most like you.



Don't be influenced by what others may expect of you.

REVIEW RESULTS RELATED TO YOUR PERSONALITY

Your personality type is ESTJ



Judging (J) vs. Perceiving (P)

More structured (finalize decisions) or more spontaneous (keep options open).



<p> Judging</p> <ul style="list-style-type: none"> Enjoy work that allows them to make decisions Prefer a predictable work pattern and environment Work towards completing their responsibilities before relaxing Like to maintain control of their projects 	<p> Perceiving</p> <ul style="list-style-type: none"> Enjoy flexible and changing work situations Like to be able to respond to problems as they arise Are more satisfied with fewer rules and procedures Need to have fun in their work
---	---

AchieveWorks Personality®
COMPLETED Jul 21st 2022

TABLE OF CONTENTS
Summary

RETAKE

PREV

DONE

ality. These will help you unpack why you thi
ertain ways.

r full report includes recommendations for yo
y, it also breaks down strengths and challenges unique to your
tanding your personality, you can better develop your strengt

Learning

- Strengths
- Disciplined
 - Analytical
 - Learn well with others
 - Team building
 - Methodical
 - Focused
 - Good with facts, details, memorization

- Challenges
- Need practical application
 - Need time to absorb learning material
 - Need clear expectations
 - Abstract or theoretical material
 - Struggle with disorder, lack of structure

Recommendations

The following recommendations are based on your re
ones you think would work best for you.

For Learning Activities

EXPLORE CAREERS

**You will add
top 3 career
interests in
the BRIDGE
survey**

Recommended Careers

Great news - there are a lot of careers that could be a good fit for you based on your results. Take a look and explore what makes you curious.



Construction Managers

Plan, direct, or coordinate, usually through subordinate supervisory personnel, activities concerned with t...



Education

4 Year College



Median Salary

\$95,260

♥ FAVORITE



Hydroelectric Production Managers

Manage operations at hydroelectric power generation facilities. Maintain and monitor hydroelectric plant equip...



Education

2 Year College



Median Salary

\$105,480

♥ FAVORITE

9TH GRADE BRIDGE LAW SURVEY TASK

1

Scroll down to
“Tasks You Need
to Work On”

2

Select “9th
grade BRIDGE
survey 22-23”

3

Answer all
questions

4

Click “Save and
Finish”

DON'T LOG OUT!

Make sure a counselor has verified all Tasks have been completed

Click **“My Planner”**

Choose **“Tasks”**


You will see a message when finished

Tasks you Need to Work On



You're all set. You have nothing assigned to you.





**“THE FUTURE BELONGS TO THOSE
WHO BELIEVE IN THE BEAUTY OF
THEIR DREAMS.”**

- ELEANOR ROOSEVELT

Something to think about...